



ಬೃಹತ್ ಬೆಂಗಳೂರು ಮಹಾನಗರ ಪಾಲಿಕೆ
Bruhat Bengaluru Mahanagara Palike



BBMP COVID-19 WAR ROOM BULLETIN - 31.05.2021

BBMP / COVID-19 WAR ROOM / BULLETIN – 434/ 31.05.2021 / #BBMPfightsCOVID19



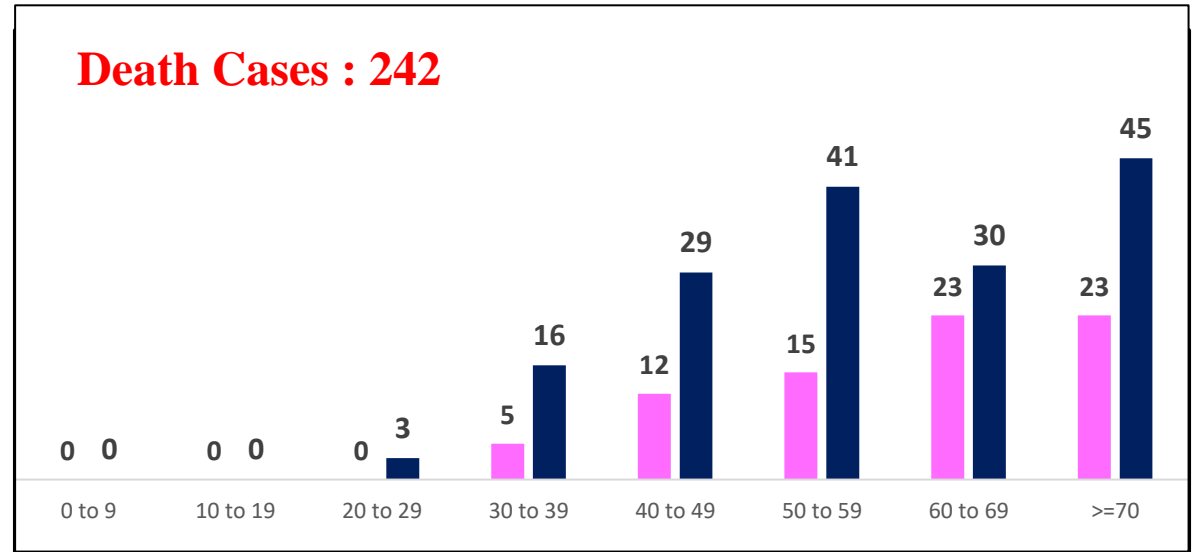
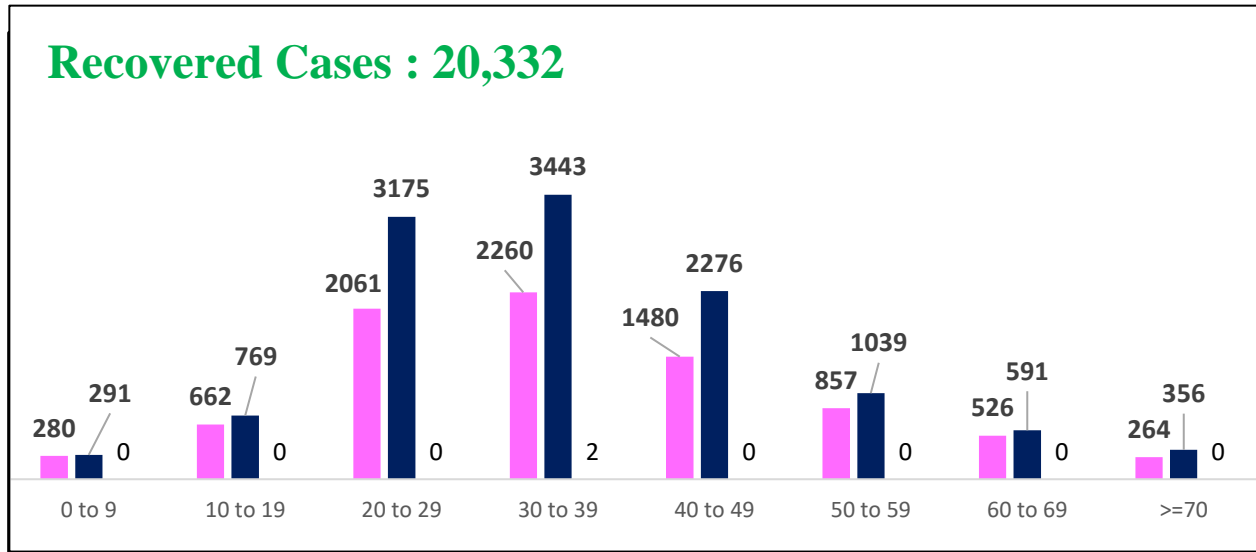
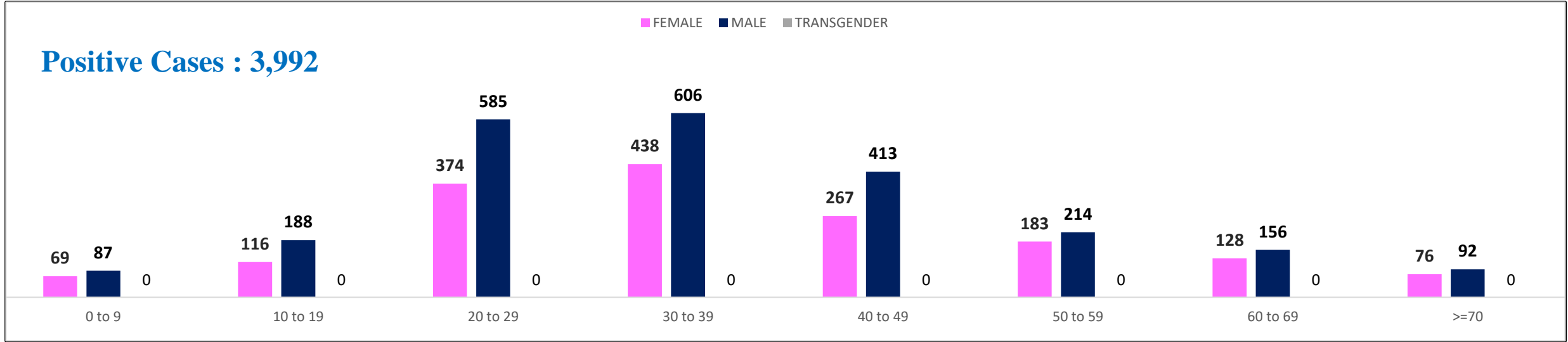
ABSTRACT OF COVID-19 CASES IN BENGALURU



	MALE	FEMALE	TRANSGENDER	MALE	FEMALE	TRANSGENDER	TOTAL	
	Last 24 Hours	Last 24 Hours	Last 24 Hours	Cumulative	Cumulative	Cumulative	Last 24 Hours	Cumulative
Positive Cases	2,341	1,651	0	6,95,468	4,67,635	126	3,992	11,63,229
Recovered Cases	11,940	8,390	2	6,02,048	4,01,698	93	20,332	10,03,839
Death Cases	164	78	0	8537	4806	4	242	13,347
Total Tests Done	In Last 24 hrs : 44,197					Cumulative : 1,28,55,009		
ACTIVE CASES					1,46,043			



LAST 24 HOURS AGE GROUP AND GENDER WISE DISTRIBUTION





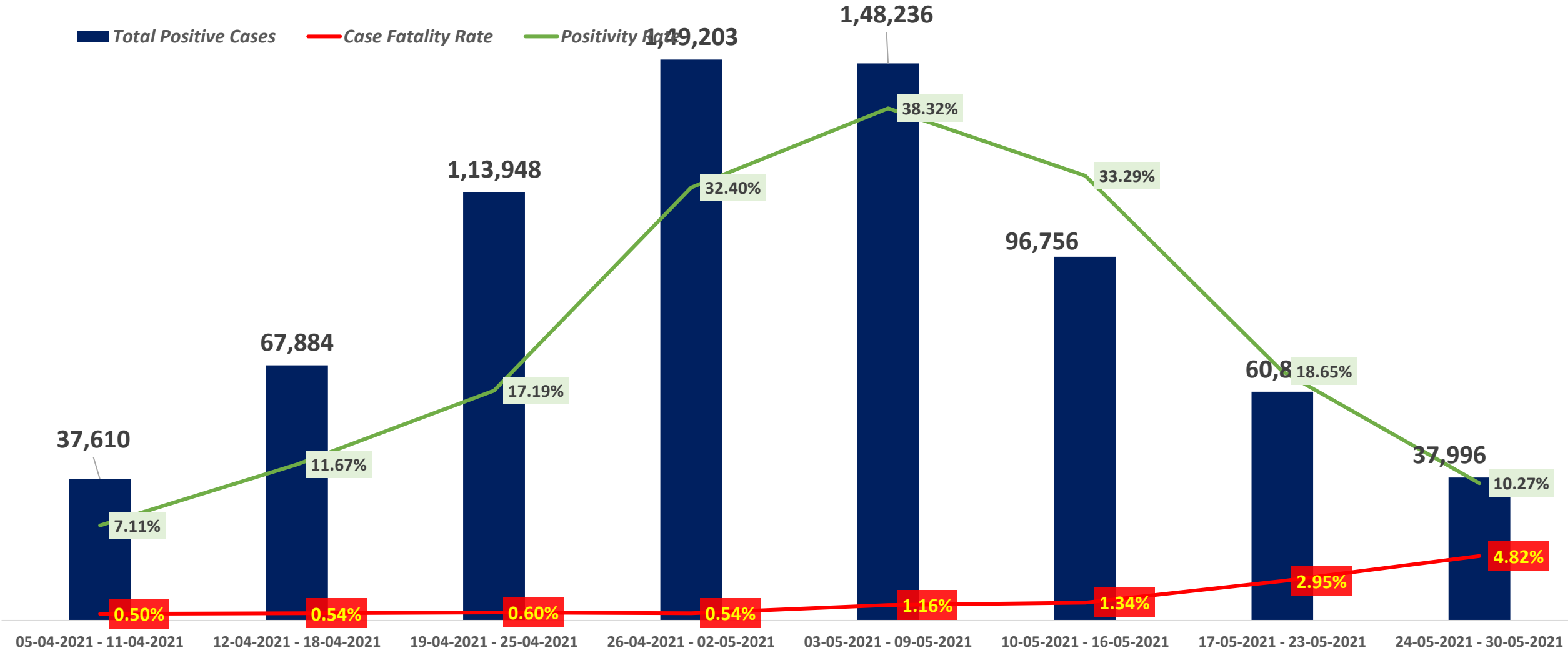
SNAPSHOT OF BENGALURU COVID-19 CASES IN LAST 8 WEEKS



	05/04/21 TO 11/04/21	12/04/21 TO 18/04/21	19/04/21 TO 25/04/21	26/04/21 TO 02/05/21	03/05/21 TO 09/05/21	10/05/21 TO 16/05/21	17/05/21 TO 23/05/21	24/05/21 TO 30/05/21
Total Positive Cases	37,610	67,884	1,13,948	1,49,203	1,48,236	96,756	60,857	37,996
Total Recovered Cases	11,659	20,886	23,772	46,144	88,984	83,537	1,96,580	1,16,968
Total Death Cases	188	365	685	811	1,718	1,292	1,793	1,833
Case Fatality Rate	0.50%	0.54%	0.60%	0.54%	1.16%	1.34%	2.95%	4.82%
Total Tests Conducted	5,28,893	5,81,660	6,62,768	4,60,489	3,86,836	2,90,658	3,26,344	3,70,054
Positivity Rate	7.11%	11.67%	17.19%	32.40%	38.32%	33.29%	18.65%	10.27%

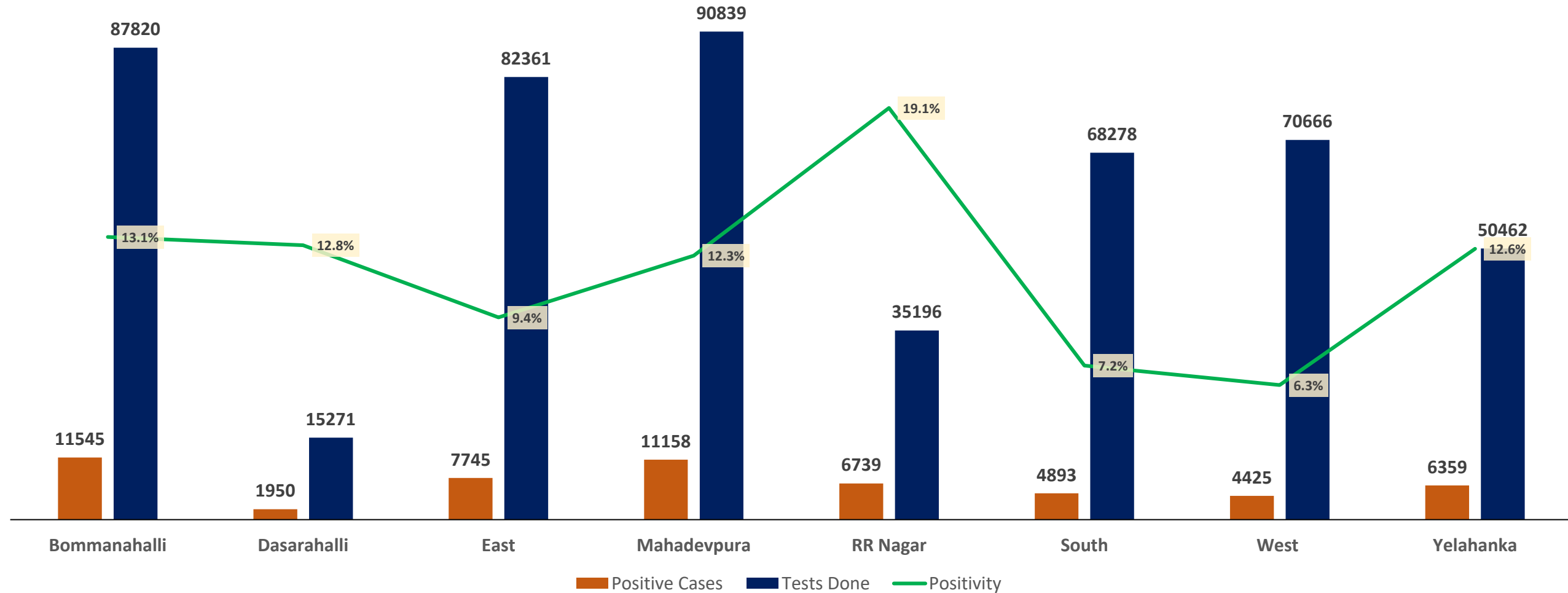


POSITIVITY AND MORTALITY RATE OF BENGALURU – LAST 8 WEEKS



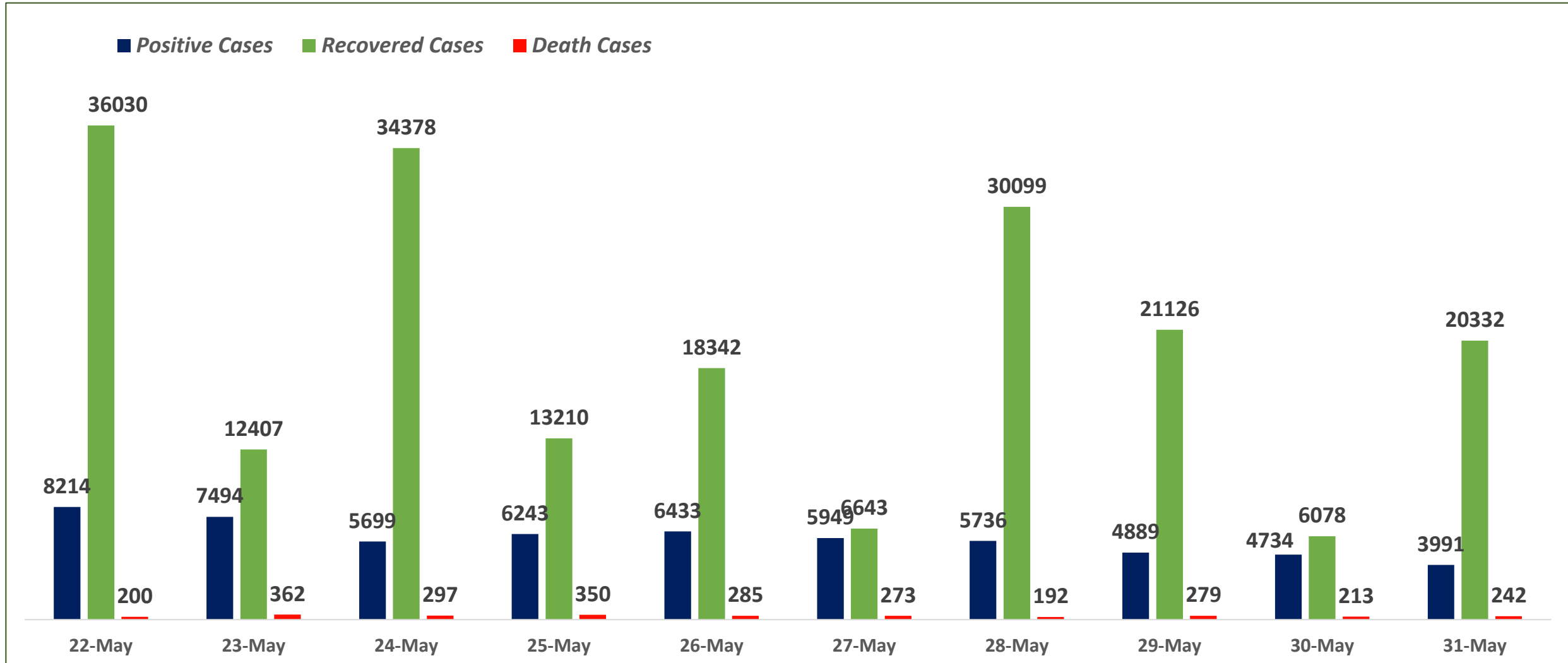


ZONE WISE POSITIVITY TREND IN LAST 10 DAYS





SNAPSHOT OF POSITIVE, RECOVERED AND DEATH CASES OVER LAST 10 DAYS ACROSS BBMP ZONES

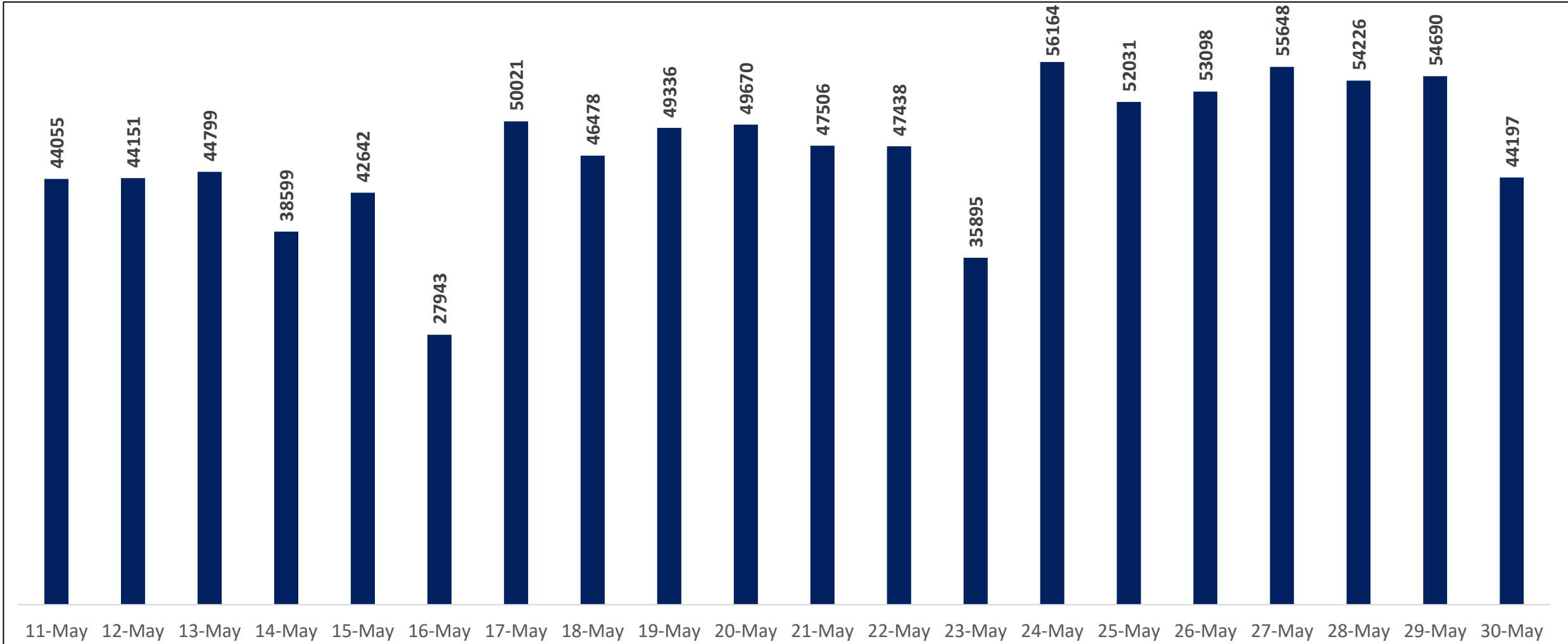




TESTING TRENDS IN BENGALURU



Total Test Conducted Till Date	Test Conducted Last 24 hours
1,28,55,009	44,197



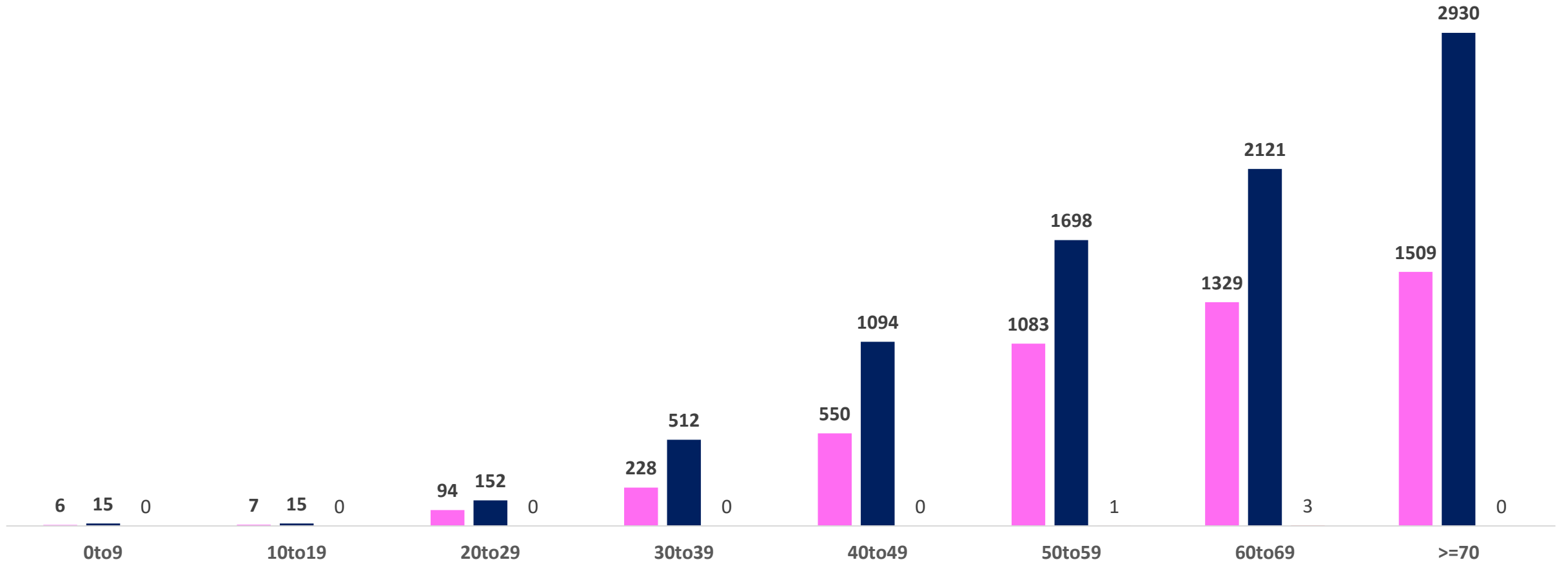


AGE AND GENDER WISE DISTRIBUTION OF DEATH CASES



Death Cases: 13,347

Female Male Transgender

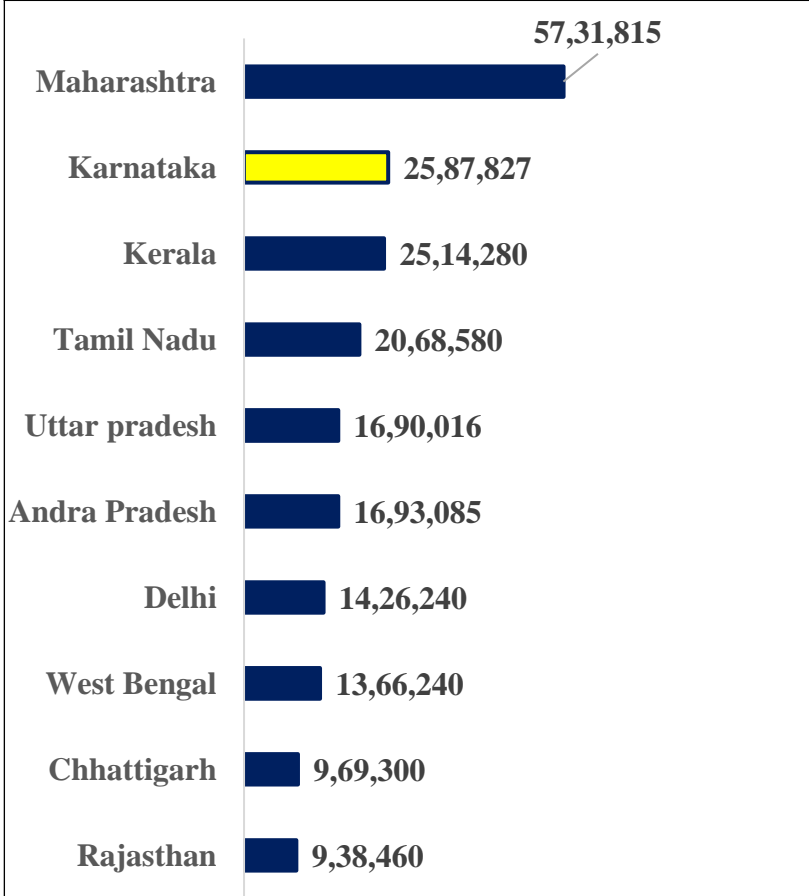




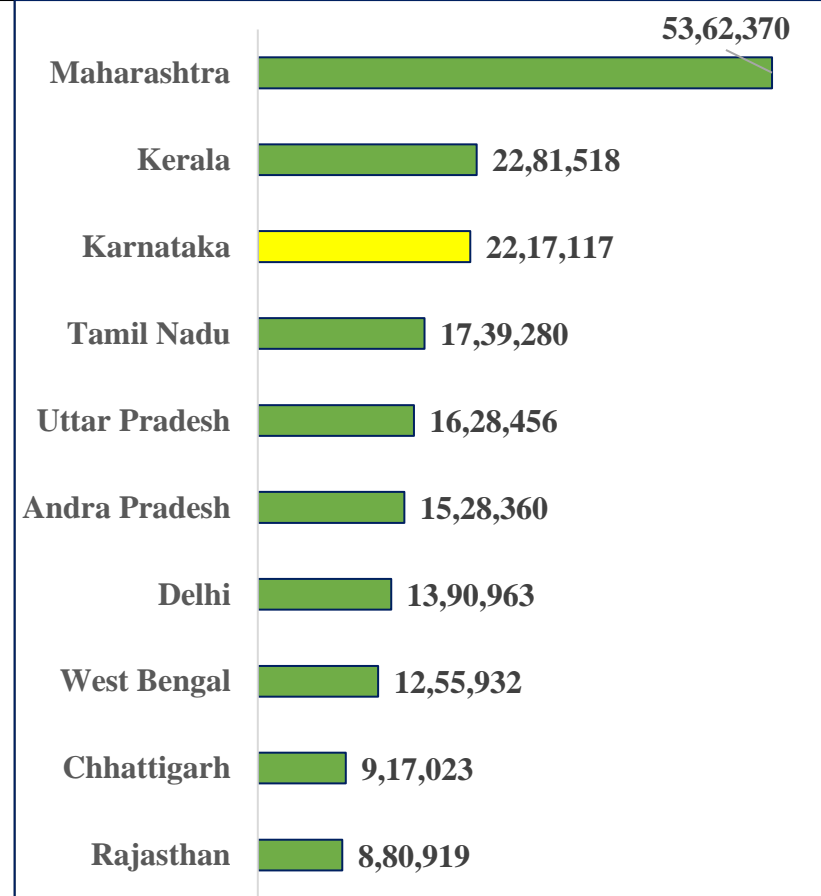
TOP 10 COVID19 AFFECTED INDIAN STATES AS ON 30.05.2021



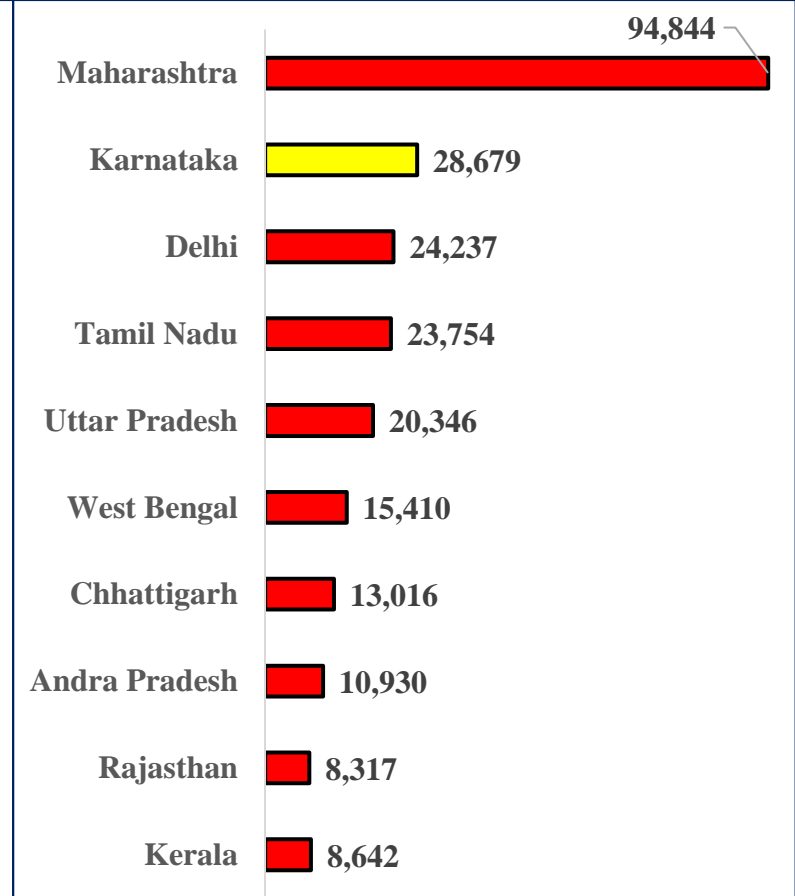
Total Positive Cases



Total Recovered Cases

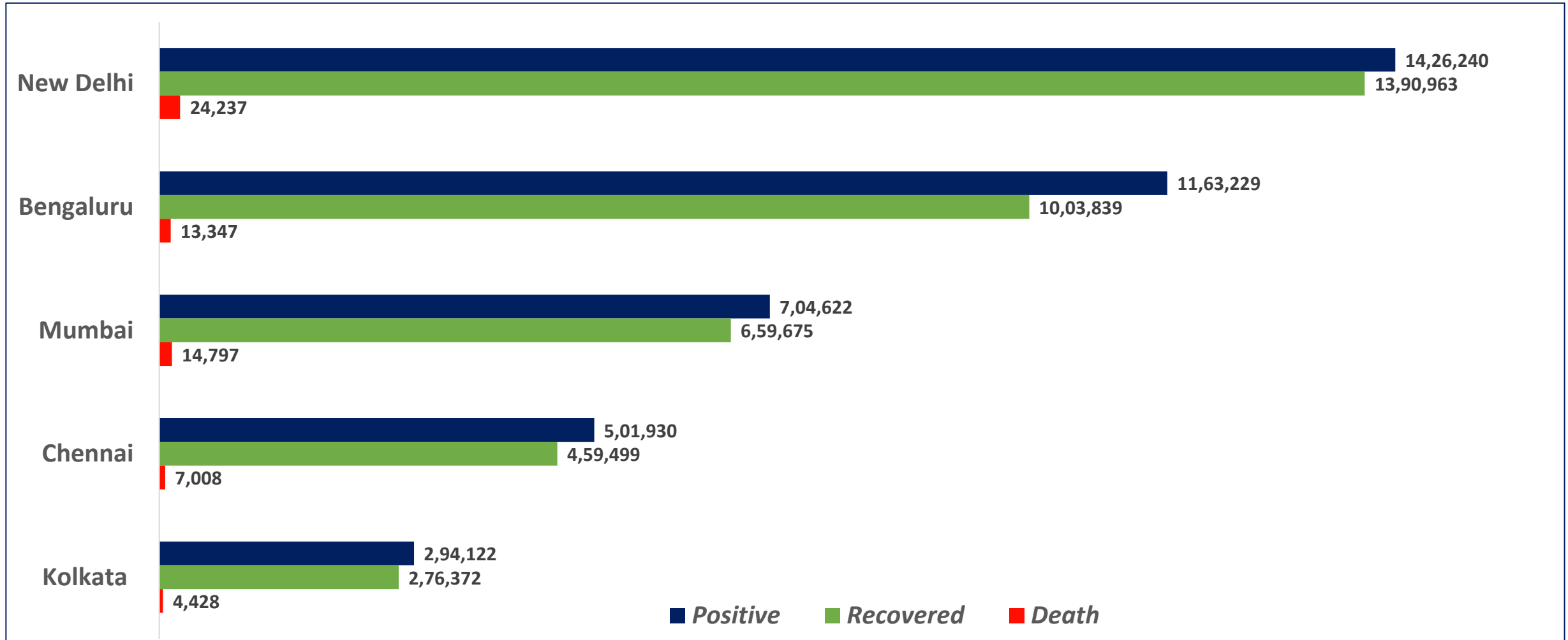


Total Death Cases



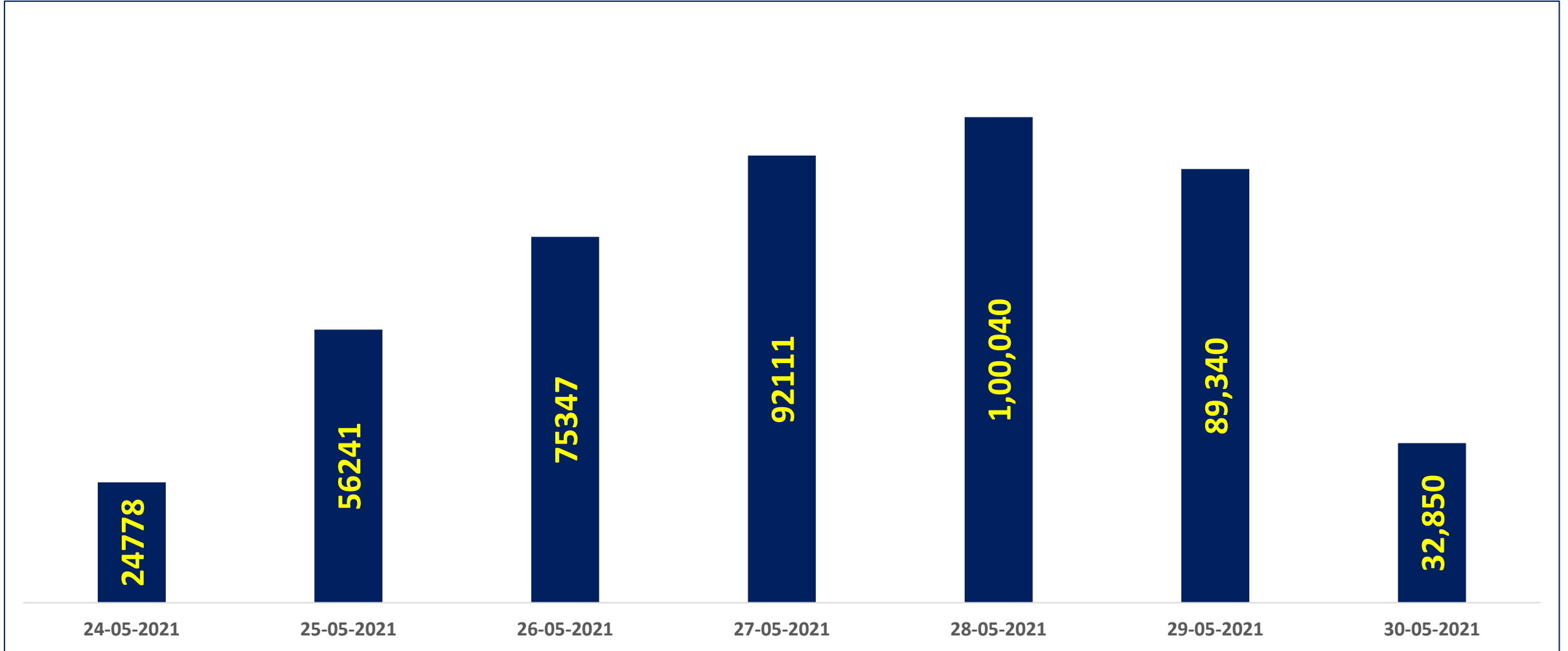


BENGALURU AND METROPOLITIAN CITIES AS ON 30.05.2021





TOTAL VACCINATION DONE IN LAST 7 DAYS





COVID BED STATUS AS ON 31.05.2021



SR. NO.	Facility Type	No. of Hospital	Total Allocated Beds for C+ Patients					Occupied Beds for C+ Patients					Net Available Beds for C+ Patients				
			Gen Beds	HDU	ICU Beds	ICU-V	Total	Gen Beds	HDU	ICU Beds	ICU-V	Total	Gen Beds	HDU	ICU Beds	ICU-V	Total
1	Government Medical Colleges	4	60	615	63	82	820	14	284	62	82	442	46	331	1	0	378
2	Government Hospitals	16	675	207	73	143	1098	299	150	73	139	661	376	57	0	4	437
3	Private Medical Colleges	12	4002	2412	145	210	6769	258	1003	143	204	1608	3744	1409	2	6	5161
4	Private Hospitals	143	2586	1726	322	210	4844	923	1225	302	203	2653	1663	501	20	7	2191
5	Covid Care Centre	60	1839	1370	-	-	3209	646	209	-	-	855	1193	1161	-	-	2354
Total Beds		235	9162	6330	603	645	16740	2140	2871	580	628	6219	7022	3459	23	17	10521



SNAPSHOT OF COVID-19 CASES IN BENGALURU URBAN



**Total Wards With
>500 Cases* :
18**

**Tests Conducted
On 30.05.2021:
44,197**

**Recovery
Rate:
86.30%**

**Total
Active Cases :
1,46,043**

**Total Vaccinated on
30.05.2021:
32,850**

**Positivity
Rate* :
26.34%**

**Active
Rate:
12.55%**

**Case
Fatality Rate* :
1.76%**



*Total positive cases In the past 10 days

*CFR and positivity as for May 2021



ಬೃಹತ್ ಬೆಂಗಳೂರು ಮಹಾನಗರ ಪಾಲಿಕೆ
Bruhat Bengaluru Mahanagara Palike



Download BBMP Bulletin	https://bbmp.gov.in/warroombulletin.html
For BBMPCovid19 Bed Status:	https://apps.bbmpgov.in/covid19/en/Bedstatus.php
To register for vaccination :	https://selfregistration.cowin.gov.in/
BBMP COVID19 Dashboard:	https://apps.bbmpgov.in/covid19/
Follow us on:	 www.facebook.com/bbmp.comm1/
	 twitter.com/BBMPCOMM

Issued by:

Honorable Chief Commissioner, BBMP
Special Commissioner Health & IT, BBMP
MD, Bengaluru Smart City Limited

THANK YOU !

The longer you stay away from tobacco, the healthier you get.



20 Minutes
Your heart rate drops.

12 Hours
Carbon monoxide level in your blood drops to normal.

2 Weeks - 3 Months
Your heart attack risk begins to drop. Your lung function begins to improve.

1 - 9 Months
Your coughing and shortness of breath decrease.

1 Year
Your added risk of coronary disease is half that of a smoker's.

5 Years
Your stroke risk is reduced to that of a nonsmoker 5 - 15 years after quitting.

10 Years
Your lung cancer death rate is about half that of a smoker's.

15 Years
Your risk of coronary heart disease is back to that of a nonsmoker.

Quitters ARE WINNERS

#CommitToQuit

World Health Organization